


BEDU
≡ POMPEN ≡

SIDE CHANNEL PUMP




SRZ

made for your process

SRZ



SERO
PumpSystems



Side Channel Pump SRZ.


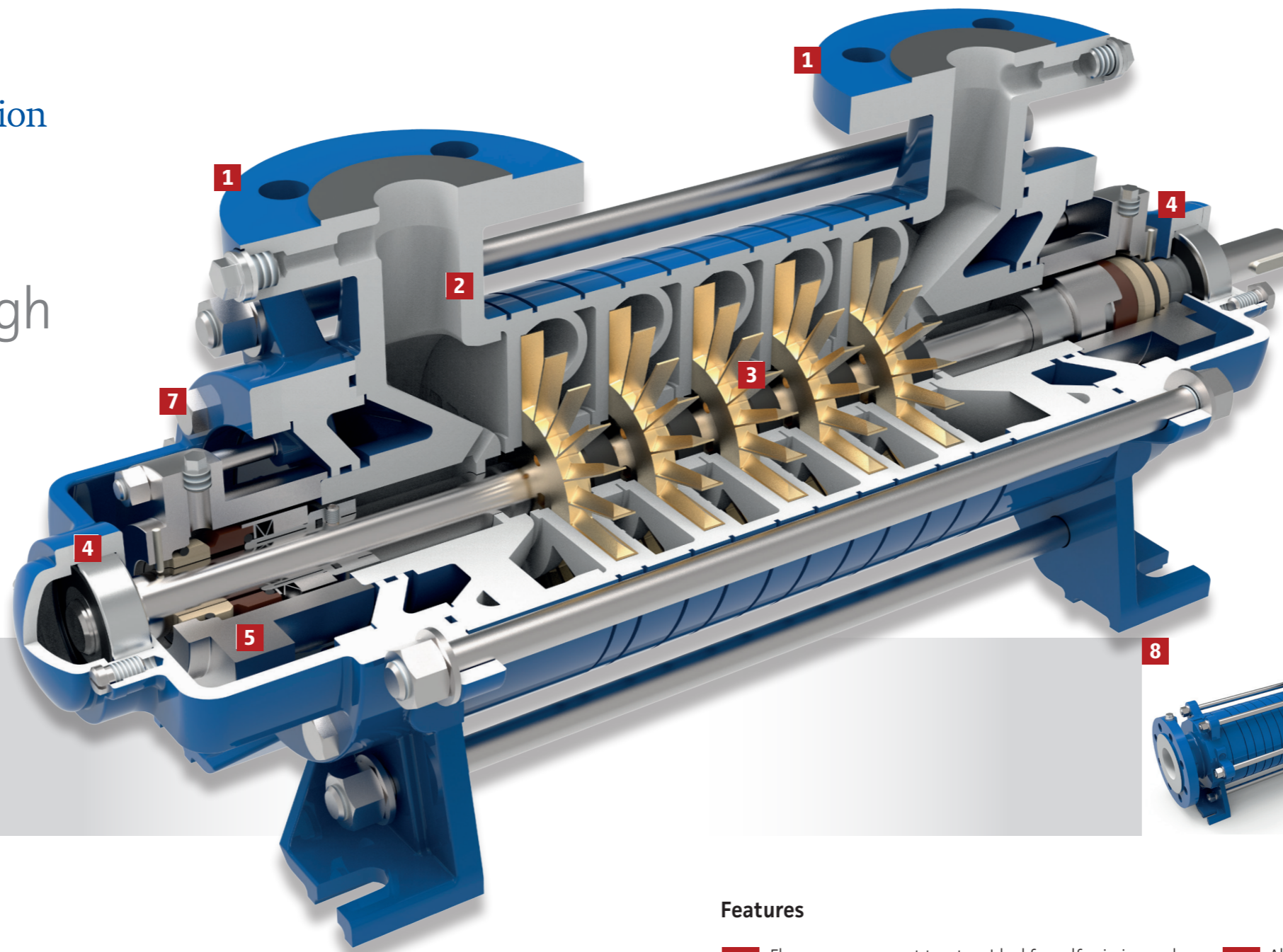
More than just standard.

- Self-priming and gas handling capability
- Full compliance with DIN EN 734 (completely)
- Tailor-made from various platform solutions
- Heavy industrial design

No compromise – no deviation to DIN EN 734.

SRZ. A strong partner for tough applications.

SRZ



Construction

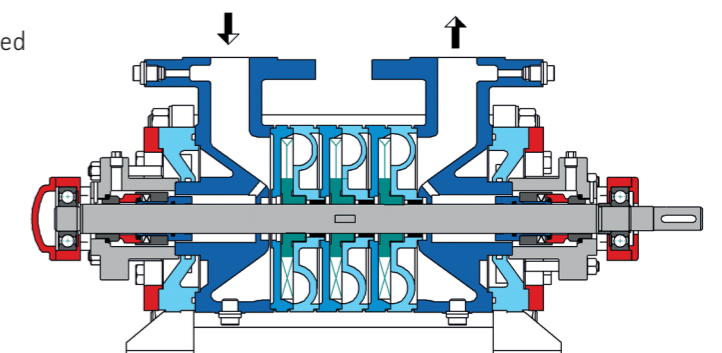
SRZ 110–660	
Nozzle position	suction: radial discharge: radial
Flanges	accord. EN 1092 PN 40 or ANSI 300 lbs as an option
Shaft seal	single and dual mech. seal, each balanced or unbalanced
Bearing (hydraulic range)	Application specific range of bearing bushings made of carbon graphite, bronze or SiC (silicon carbide) available.
Bearing (atmospheric range)	Two heavy atmospheric and maintenance-free single-row ball bearings greased for bearing lifetime.
Direction of rotation	Clockwise (seen from drive end) - standard counterclockwise (as an option))

Operating data

SRZ 110–660		
Flow rates	up to 36 m ³ /h (1450 1/min)	up to 42 m ³ /h (1750 1/min)
Heads	up to 350 m (1450 1/min)	up to 550 m (1750 1/min)
Speed	900 - 1800 1/min	
Temperature	-20 °C up to +220 °C	
Nom. Pressure	max. 40 bar (depending on mech. seal)	

Features

- 1** Flange arrangement top-top. Ideal for self-priming and suction lift applications.
- 2** Heavy walled casings (PN 40) in rugged and compact design for high nozzle loads.
- 3** Open star impeller with balancing holes. Self-balanced and free of axial thrust.
- 4** Quiet running between-bearing design. Rigid shaft with a minimum deflection.
- 5** A large number of application specific standardized mech. seals. Component seals according to DIN EN 12756.
- 6** Ability of cooling or heating the space around the stuffing box by auxiliary connections.
- 7** Easy to maintain wear parts (ball bearings, mech. seal) by favorable access.
- 8** Available in end suction design also (SRZS).

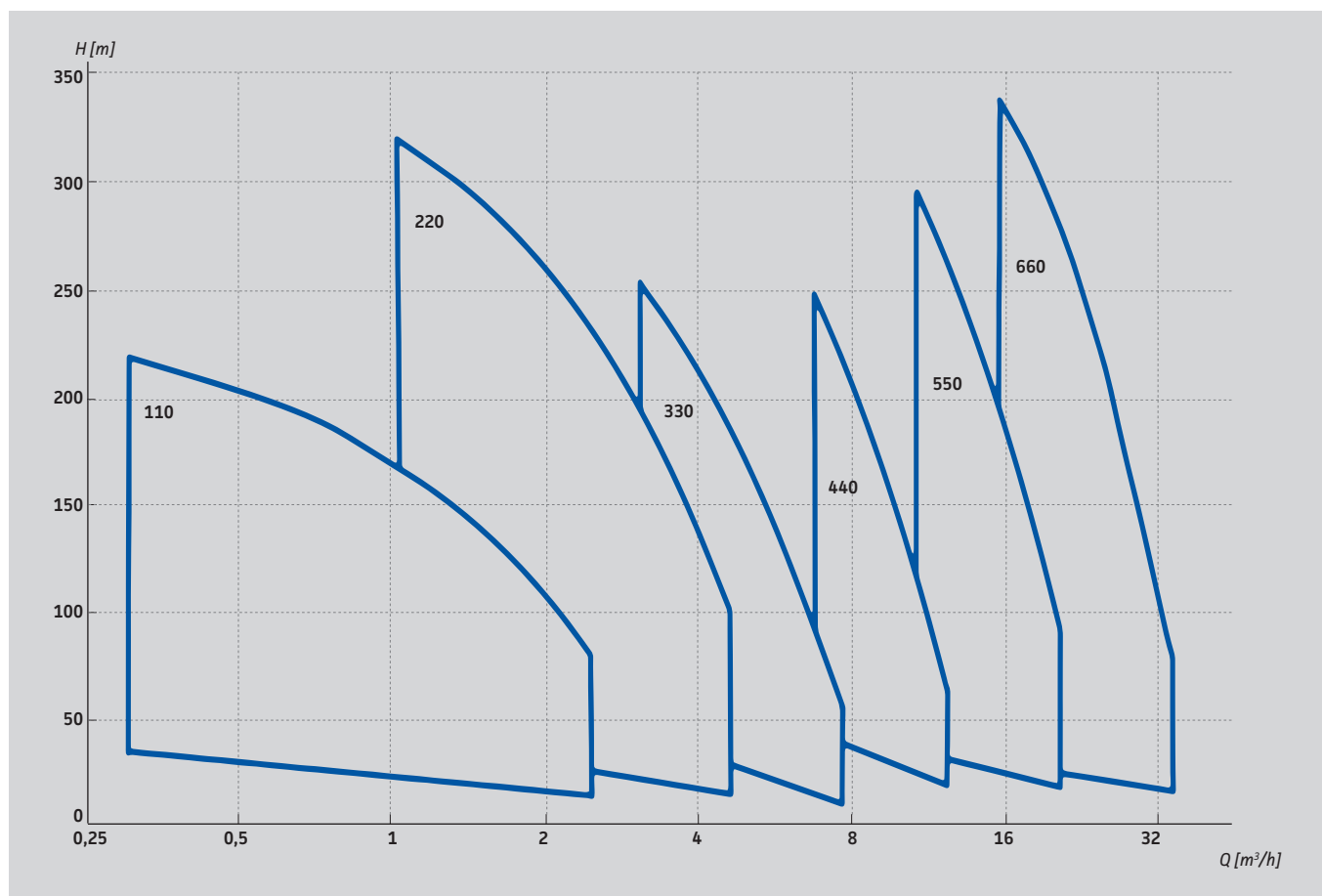


Material Specification

	cast iron (10)	cast iron (12)	ductile iron (60)	ductile iron (62)	stainless steel (32)
Casings	GJS 400-18	GJS 400-18	GJS 400-18	GJS 400-18	1.4408
Inner stage casings	GJL 200	GJL 200	GJS 400-15	GJS 400-15	1.4470
Shaft	1.4021	1.4021	1.4021	1.4021	1.4571
Impeller	CuZn40Al2	1.4059	CuZn40Al2	1.4059	1.4581
Bearing bushing	Bronze	Carbon	Bronze	Carbon	Carbon

[Subject to modifications]

Performance range 1450 min-1



The logo consists of the word "BEDU" in a large, bold, white sans-serif font, with "POMPEN" in a smaller, white sans-serif font below it. The text is centered within a dark teal square, which is itself centered within a white square border.

BEDU
POMPEN

made for your process

- Expert advice
- A customer-oriented organization that adapts to the requirements and wishes of your organization
- Innovative and customized solutions
- Breakdownservice, 24 hours a day, 7 days a week
- Technical service with extensive test facilities, working from our own workplace or at your location
- A fast and appropriate solution for all your issues
- Wide range of liquid pumps
- Repair, maintenance and revision

BEDU POMPEN B.V.
Poort van Midden Gelderland Rood 10
6666 LT HETEREN
Nederland
Telefoon +31 (0)88 4802 900
E-mail sales@bedu.eu

WWW.BEDU.NL

BEDU BELGIUM B.V.B.A.
Industriepark-West 75
9100 SINT-NIKLAAS
België
Telefoon +32 (0)3 80 87 980
E-mail sales@bedu.eu

WWW.BEDU.BE

